

ATA-1000 Series Wide Band Amplifier

- High bandwidth(DC~25MHz)
- Output BNC connector, banana socket optional
- Input and output resistance adjustable
- One key saving common settings



Technical Index

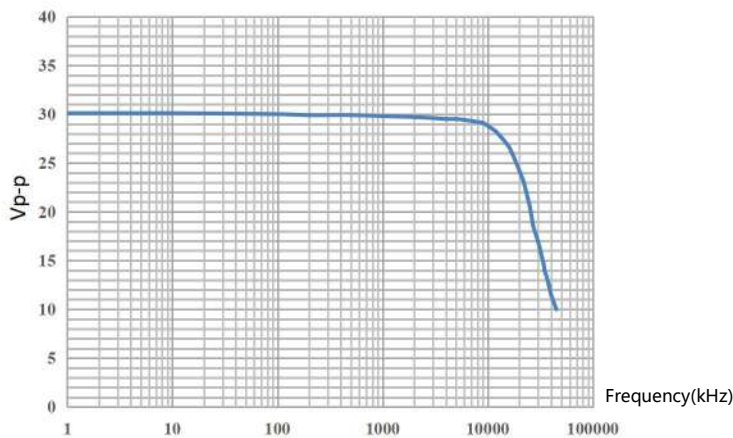
- Bandwidth (-3dB) up to 25MHz
- Maximum output voltage 70Vp-p (± 35 Vp)
- Maximum output current 2Ap

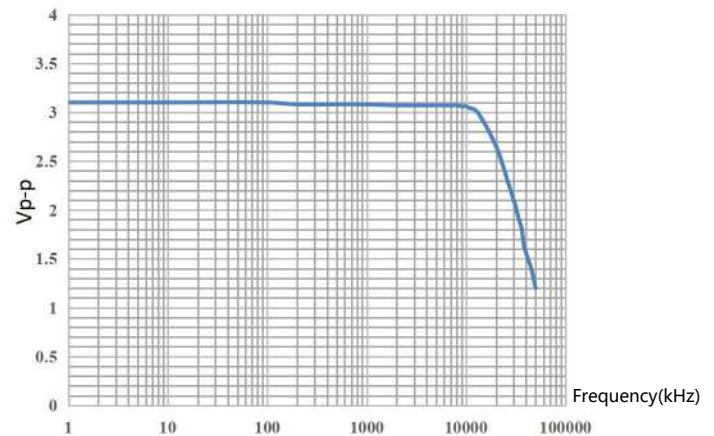
Introduction

ATA-1000 series is an ideal wide band amplifier that can amplify AC and DC signals. The bandwidth is as high as DC~25MHz, and it has 50 Ω , 1 M Ω (Or 50 Ω /10k Ω) input resistance. It can perfectly match the signal source with high and low internal resistance to realize the perfect amplification of signal. The output resistance are adjustable, customers can choose flexibly according to the test requirements.

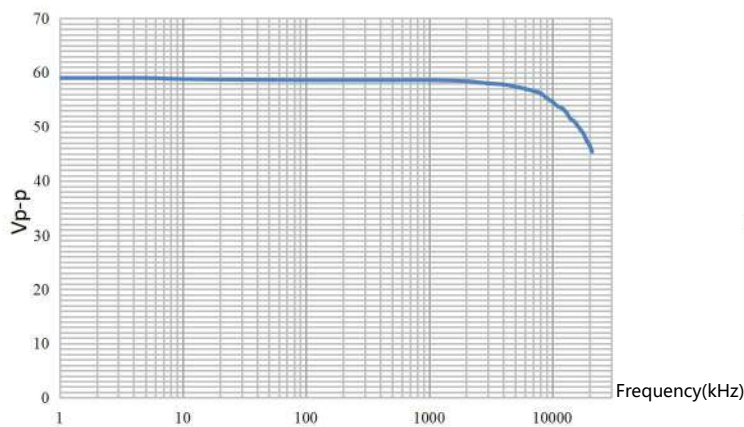
Model	ATA-1200B	ATA-1220D	ATA-1372A
Output form	Single output	Differential output	Single output
Bandwidth (-3dB)	DC~25MHz	DC~21MHz	DC~3MHz
Maximum output voltage	30Vp-p (± 15 Vp)	60Vp-p (± 30 Vp)	70Vp-p (± 35 Vp)
Maximum output current	500mA _p (DC~50Hz)	500mA _p (DC~50Hz)	1A _p (DC~50Hz)
	1A _p (>50Hz)	1A _p (>50Hz)	2A _p (>50Hz)
Maximum output power	15W _p	30W _p	70W _p
Voltage gain	20dB adjustable (0.5dB step)	26dB adjustable (0.5dB step)	x0~40 (0.1 step/1 step)
Load R _L upper limit	$\geq 29\Omega$ (DC~50Hz)	$\geq 58\Omega$ (DC~50Hz)	$\geq 33\Omega$ (DC~50Hz)
	$\geq 14\Omega$ (above 50Hz)	$\geq 28\Omega$ (above 50Hz)	$\geq 15.5\Omega$ (above 50Hz)
Slew Rate	≥ 1666 V/ μ s	≥ 2798 V/ μ s	≥ 467 V/ μ s
Output resistance	1 Ω /50 Ω	2 Ω /100 Ω	$\leq (0.2\Omega + 0.4\mu$ H)
Input resistance	50 Ω / 1M Ω	50 Ω / 1M Ω	50 Ω / 10k Ω
Output voltage error	$\leq \pm 3\%$ FS@1kHz		$\leq \pm 2\%$ FS@1kHz
Total harmonic distortion (THD)	$\leq 0.1\%$ @1kHz, 30Vp-p		$\leq 0.1\%$ @1kHz, 70Vp-p
Output voltage zero-point drift	$\leq \pm 0.1$ V		$\leq \pm 10$ mV
Signal-noise ratio (SNR)	≥ 80 dB		≥ 70 dB
Fuse	1A/250V		2A/250V
Output Connector	BNC、4mm Banana socket		BNC

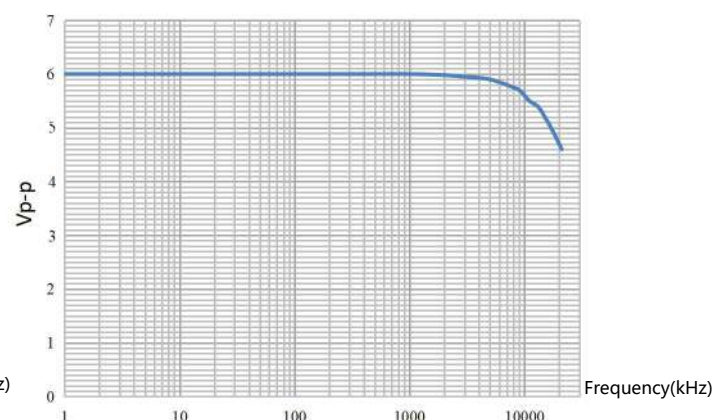
Input amplitude	0~10Vp-pMAX
Protection	Overcurrent protection
Signal Ground	It is connected with the grounding of the shell and the power line
Supply voltage	AC220V±10%, 50Hz
Operating temperature	0°C~45°C
Storage temperature	-20°C~50°C
Humidity	≤80%RH, no condensation
Size (W * H * D)	262*163*365mm

ATA-1200B

 Amplitude-frequency characteristic
 (Maximum output voltage Vp-p)

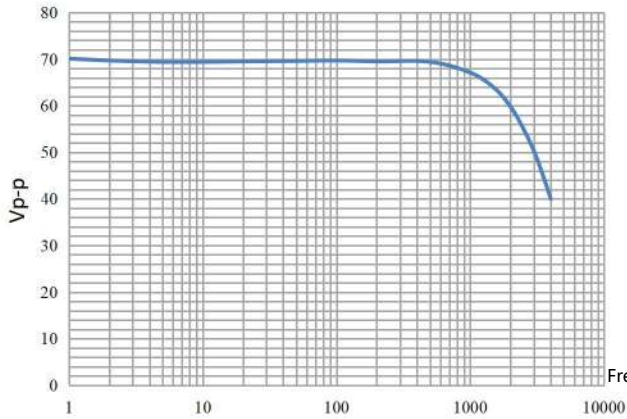
ATA-1200B


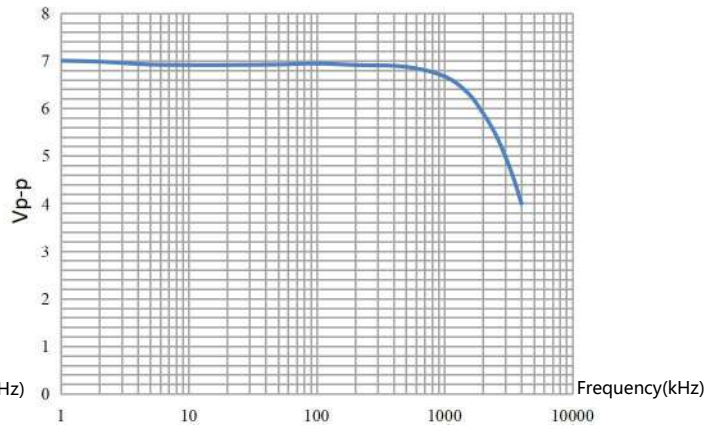
Small signal amplitude-frequency characteristic

ATA-1220D

 Amplitude-frequency characteristic
 (Maximum output voltage Vp-p)

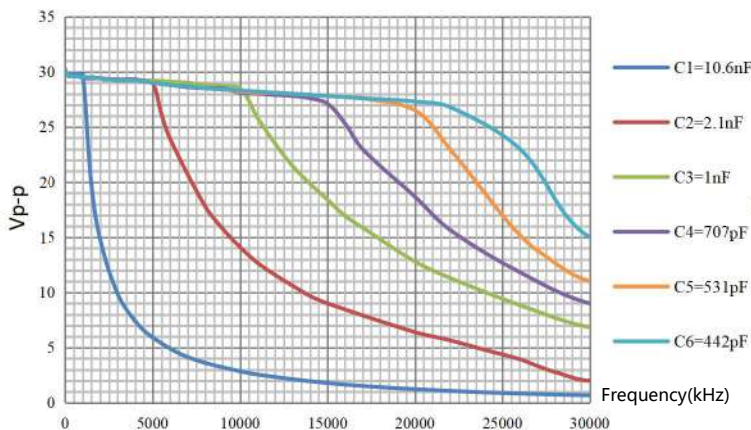
ATA-1220D


Small signal amplitude-frequency characteristic

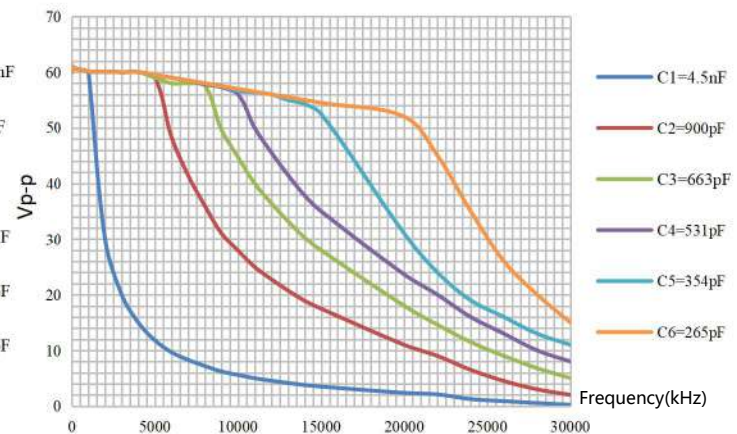
ATA-1372A

 Amplitude-frequency characteristic
 (Maximum output voltage V_{p-p})

ATA-1372A


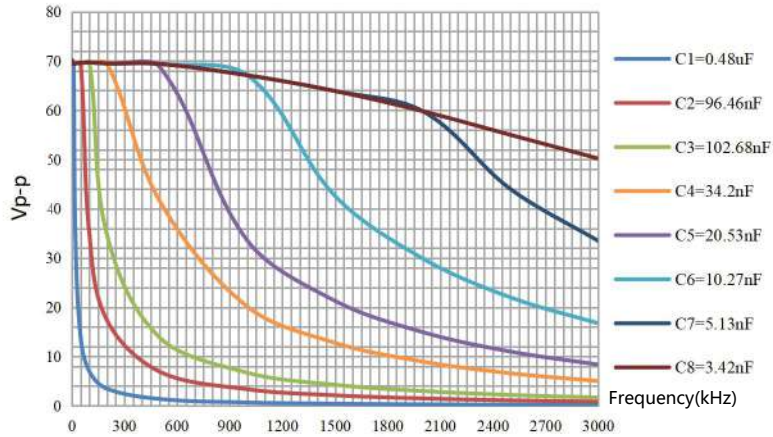
Small signal amplitude-frequency characteristic

ATA-1200B


ATA-1200B Capacitive loads curve

ATA-1220D


ATA-1220D Capacitive loads curve

ATA-1372A

ATA-1372A Capacitive loads curve

Xi'an Aigtek Electronic Technology Co., Ltd.

Address: Zhicheng Business, No.17, Gaoxin 4th Road, Xi 'an Hi-tech Industrial Development Zone

Tel: (+86) 029-88865020

Email: sales@aigtek.com

Website: <http://www.aigtek.com>